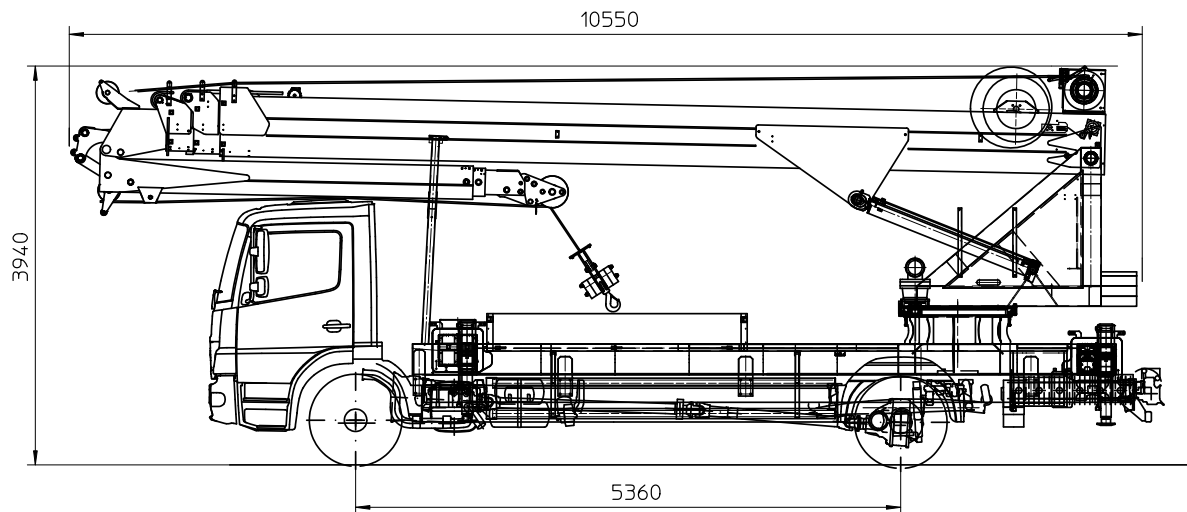


Böcker Truck Crane AK 44/4000 PLC on a 15,5t truck

07/2010

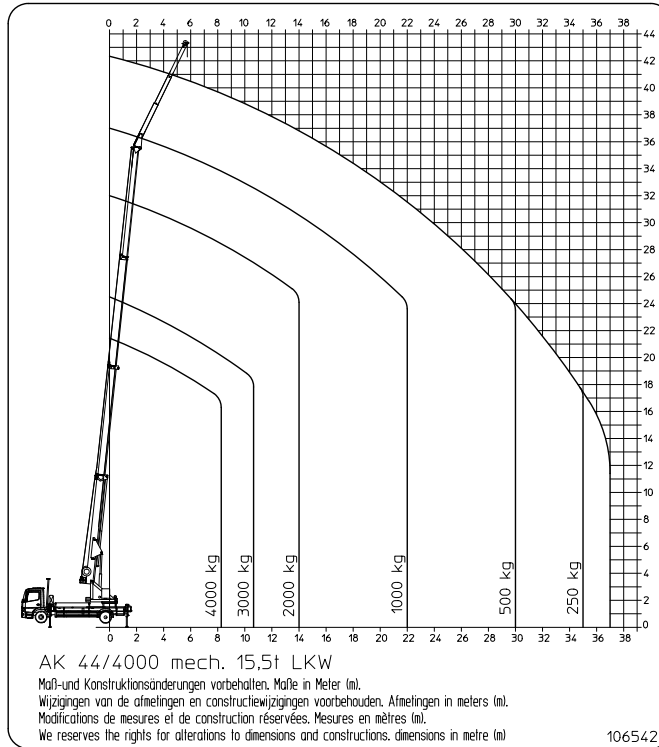


Dimensions / Specifications

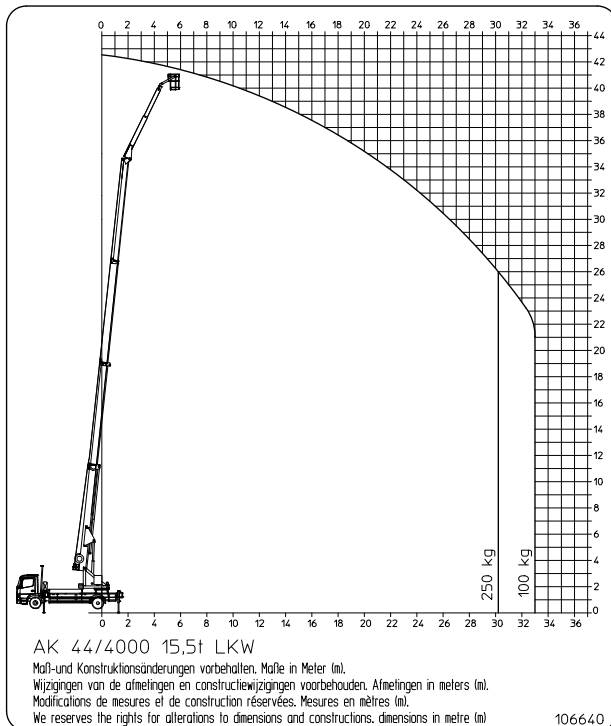
Telescope arm angle	approx. 87 degrees	<i>Max. Range of crane operation with 15,5 t truck</i>	
Jib angle	approx. 165 degrees		
Swivel area	approx. 620 degrees	500 kg Lifting capacity	approx. 30.00 m
Working height up to jib	approx. 33.00 m	1000 kg Lifting capacity	approx. 22.00 m
Max. extension length including mech. extension (2,0 m)	approx. 44.00 m	2000 kg Lifting capacity	approx. 14.00 m
		4000 kg Lifting capacity	approx. 8.20 m
Max. extension length	approx. 42.00 m		
Extendible Jib			
Basic length	approx. 4.55 m		
	max. extendible length	approx. 8.90 m	<i>Max. Range of platform operation</i>
Current of hydraulic pump	approx. 100 litres		PK 250-1 PK 250-D
Hook speed	approx. 60 m/min	100 kg Lifting capacity	approx. 33.00 33.00 m
Support length	approx. 6.05 m	250 kg Lifting capacity	approx. 30.00 30.00 m
Support width	approx. 5.74 m	Max. working height	approx. 41.50 38.00 m
One-sided support	approx. 4.15 m		
Length vehicle	approx. 10.55 m	<i>Truck Data</i>	
Width vehicle	approx. 2.55 m	Min. wheelbase	5360 mm
Height vehicle DB/MAN	approx. 3.94 / 3.99 m	Gross vehicle weight	15.5 t
Body weight	approx. 9,600 kg	Max. dead weight	5.3 t

All rights reserved for changes in dimension and construction!

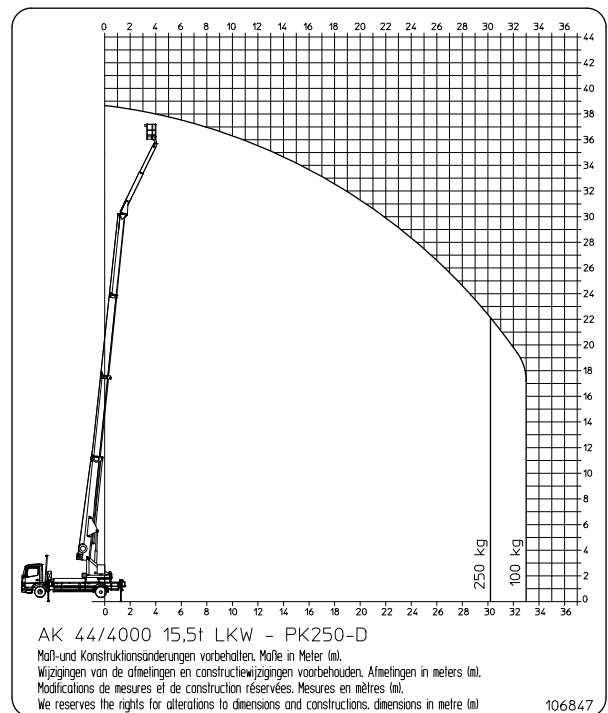
Work diagram



PK 250-1



PK 250-D



All rights reserved for changes in dimension and construction!